Spannbuchsen Taper-System – mit metrischer Bohrung
Douilles de serrage système Taper – *avec alésage métrique*

DIN 6885 Teil 1
DIN 6885 Partie 1

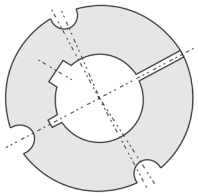
Typ A

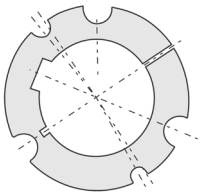
Typ B

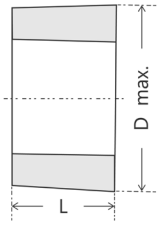

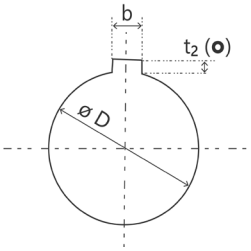

METRISCH / *MÉTRIQUE*																				
∅ D mm	b mm	t_2 mm	N°	1008	1108	1210	1215	1310	1610	1615	2012	2517	2525	3020	3030	3525	3535	4030	4040	4545	5050
			Typ	A	A	A	A	A	A	A	A	A	A	A	A	B	B	B	B	B	B
			L	22,3	22,3	25,4	38,1	25,4	25,4	38,1	31,8	44,5	63,5	50,8	76,2	63,5	88,9	76,2	101,8	114,3	127,0
9	3	1,4	ab Lager / *du stock*	●	●																
10	3	1,4		●	●																
11	4	1,8		●	●	●	●														
12	4	1,8		●	●	●	●	●	●	●											
14	5	2,3		●	●	●	●	●	●	●	●										
15	5	2,3		●	●	●	●	●	●	●	●										
16	5	2,3		●	●	●	●	●	●	●	●	●									
17	5	2,3		●	●	●	●	●	●	●	●	–									
18	6	2,8		●	●	●	●	●	●	●	●	●									
19	6	2,8		●	●	●	●	●	●	●	●	●	●								
20	6	2,8		●	●	●	●	●	●	●	●	●	●								
22	6	2,8		●	●	●	●	●	●	●	●	●	●								
24	8	3,3		o	●	●	●	●	●	●	●	●	●								
25	8	3,3		o	●	●	●	●	●	●	●	●	●	●	●						
28	8	3,3			o	●	●	●	●	●	●	●	●	●	●	●	●					
30	8	3,3				●	●	●	●	●	●	●	●	●	●	●	●					
32	10	3,3				●	●	●	●	●	●	●	●	●	●	●	●					
35	10	3,3						o	●	●	●	●	●	●	●	●	●					
38	10	3,3							●	●	●	●	●	●	●	●	●					
40	12	3,3							●	o	●	●	●	●	●	●	●	●	●			
42	12	3,3							●	o	●	●	●	●	●	●	●	●	●			
45	14	3,8									●	●	●	●	●	●	●	●	●			
48	14	3,8									●	●	●	●	●	●	●	●	●			
50	14	3,8									●	●	●	●	●	●	●	●	●			
55	16	4,3										●	●	●	●	●	●	●	●	●		
60	18	4,4										●	●	●	●	●	●	●	●	●	●	
65	18	4,4										●	●	●	●	●	●	●	●	●	●	
70	20	4,9												●	●	●	●	●	●	●	●	
75	20	4,9												●	●	●	●	●	●	●	●	
80	22	5,4														●	●	●	●	●	●	
85	22	5,4														●	●	●	●	●	●	
90	25	5,4														●	●	●	●	●	●	
95	25	5,4														–	●	–	●	●	●	
100	28	6,4														●	●	●	●	●	●	
105	28	6,4																		●	●	
110	28	6,4																		●	●	
115	32	7,4																			●	
120	32	7,4																			●	
125	32	7,4																			●	

● (o) ab Lager / *du stock*

o Bohrung mit Flachnut o *Alésage avec rainure de profondeur réduite*

Flachnut für Taper-Buchsen / *Rainure de profondeur réduite pour douilles de serrage Taper*							
Bohrungsdurchmesser / *Diamètre d'alésage*	∅ D	24	25	28	35	40	42
Nutbreite / *Largeur de rainure*	b	8	8	8	10	12	12
Nuttiefe / *Profondeur de rainure*	t_2 o	2,0	2,0	2,0	2,4	2,2	2,2

Spannbuchsen Taper-System – mit Zoll-Bohrung
Douilles de serrage système Taper – *avec alésage en pouces*

Britischer Standard BS 46 Teil 1
Norme britannique BS 46 Partie 1

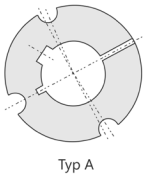

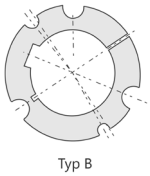

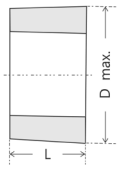

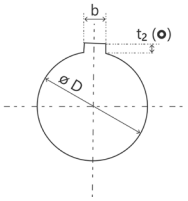

ZÖLLIG / *EN POUCES*																			
∅ D inch	b inch	t_2 inch	N°	1008	1108	1210	1215	1310	1610	1615	2012	2517	2525	3020	3030	3525	3535	4040	4545	5050
			Typ	A	A	A	A	A	A	A	A	A	A	A	A	B	B	B	B	B
			L	22,3	22,3	25,4	38,1	25,4	25,4	38,1	31,8	44,5	63,5	50,8	76,2	63,5	88,9	101,8	114,3	127,0
3/8	1/8	1/16		●	●	●														
7/16	1/8	1/16		●	●	●														
1/2	1/8	1/16		●	●	●	●	●	●	●	●									
9/16	3/16	3/32		●	●	●	●	●	●	●	●									
5/8	3/16	3/32		●	●	●	●	●	●	●	●									
11/16	3/16	3/32		●	●	●	●	●	●	●	–									
3/4	3/16	3/32		●	●	●	●	●	●	●	●	●								
13/16	1/4	1/8		●	●	●	●	●	●	●	●	●								
7/8	1/4	1/8		●	●	●	●	●	●	●	●	●	●							
15/16	1/4	1/8		o	●	●	●	●	●	●	●	●	●							
1	1/4	1/8		o	●	●	●	●	●	●	●	●	●	●						
1 1/16	5/16	1/8			o	●	●	●	●	●	●	●	●	–						
1 1/8	5/16	1/8			o	●	●	●	●	●	●	●	●	●						
1 1/16	5/16	1/8				●	●	●	●	●	●	●	●	–	●					
1 1/4	5/16	1/8				●	●	●	●	●	●	●	●	●	●					
1 5/16	3/8	1/8						●	●	●	●	●	●	●	●		●			
1 3/8	3/8	1/8						●	●	●	●	●	●	●	●		●			
1 7/16	3/8	1/8							●	●	●	●	●	●	●		–			
1 1/2	3/8	1/8							●	●	●	●	●	●	●	●	●			
1 5/8	7/16	5/32							o	o	●	●	●	●	●	●	●			
1 3/4	7/16	5/32									●	●	●	●	●	●	●	●		
1 7/8	1/2	5/32									●	●	●	●	●	●	●	●		
2	1/2	5/32									●	●	●	●	●	●	●	●		
2 1/8	5/8	7/32										●	●	●	●	●	●	●		
2 1/4	5/8	7/32										●	●	●	●	●	●	●	●	
2 3/8	5/8	7/32										●	●	●	●	●	●	●	●	
2 1/2	5/8	7/32										●	●	●	●	●	●	●	●	
2 5/8	3/4	1/4												●	●	●	●	●	●	
2 3/4	3/4	1/4												●	●	●	●	●	●	●
2 7/8	3/4	1/4												●	●	●	●	●	●	●
3	3/4	1/4												●	●	●	●	●	●	●
3 7/8	7/8	5/16														●	●	●	●	●
3 1/4	7/8	5/16														●	●	●	●	●
3 3/8	7/8	5/16														o	o	●	●	●
3 1/2	7/8	5/16														o	o	●	●	●
3 3/4	1	3/8																o	●	●
4	1	3/7																o	●	●
4 3/5	1 1/4	7/16																	o	●
4 1/2	1 1/4	7/16																	o	●
4 3/4	1 1/4	7/16																		●
5	1 1/4	7/16																		o

• (o) ab Lager / *du stock*

o Bohrung mit Flachnut o *Alésage avec rainure de profondeur réduite*

Flachnut für Taper-Buchsen / *Rainure de profondeur réduite pour douilles de serrage Taper*													
Bohrungsdurchmesser / *Diamètre d'alésage*	∅ D	5/16	1	1 1/16	1 1/8	1 5/8	3 3/8	3 1/2	3 3/4	4	4 3/5	4 1/2	5
Nutbreite / *Largeur de rainure*	b	1/4	1/4	5/16	5/16	7/16	7/8	7/8	1	1	1 1/4	1 1/4	1 1/4
Nuttiefe / *Profondeur de rainure*	t_2 o	1/16	1/16	5/64	5/64	1/8	1/4	1/4	1/4	1/4	1/4	1/4	5/16

Übertragbare Drehmomente von Spannbuchsen Taper-System
Couples transmissibles des douilles de serrage système Taper

Buchse *Douille* Typ	Länge *Longueur* mm	∅ D max. mm	Bohrung *Alésage* mm	Rutschmoment *Couple de glissement* ohne Federkeil *sans clavette* Nm	Rutschmoment *Couple de glissement* mit Federkeil *avec clavette* Nm	Klemmkraft *Effort de serrage* N	Innensechskantschraube *Vis à tête six pans creux* Zoll / *Pouce*	Innensechskantschlüssel *Clé mâle coudée pour vis à six pans creux* N°	Anzugsmoment *Couple de démarrage* Nm		Gewicht *Poids* ≈ kg
1008	22,3	35	12 19 24	22 37 58	136	3990 4940 5490	¼ × ½	3	5,6	zwei Gewindestifte / *deux vis sans tête*	0,15
1108	22,3	38	19 24 28	40 62 71	147	4630 5220 5720	¼ × ½	3	5,6		0,20
1210	25,4	47,5	16 19 24 32	82 105 140 180	407	8840 9800 10900 12300	⅜ × ⅝	5	20		0,30
1215	38,1	47,5	16 19 24 32	82 105 140 180	407	8840 9800 10900 12300	⅜ × ⅝	5	20		0,35
1310	25,4	50,5	14 25 35	59 120 210	435	7800 10900 12500	⅜ × ⅝	5	20		0,40
1610	25,4	57	19 24 38 42	98 135 240 265	486	8500 9670 11900 12700	⅜ × ⅝	5	20		0,40
1615	38,1	57	19 24 38 42	98 135 240 265	486	8500 9670 11900 12700	⅜ × ⅝	5	20		0,60
2012	31,8	70	24 38 50	165 310 420	808	11500 14400 16700	7⁄16 × ⅞	6	31		0,80
2517	44,5	85,5	38 48 60	380 510 690	1311	17000 19200 22300	½ × 1	6	48		1,85
2525	63,5	85,5	38 48 60	380 510 690	1311	17000 19200 22300	½ × 1	6	48		2,55
3020	50,8	108	38 48 60 75	480 600 900 1300	2712	23900 26100 31500 34500	½ × 1 ¼	8	90		3,00
3030	76,2	108	38 48 60 75	480 600 900 1300	2712	23900 26100 31500 34500	⅝ × 1 ¼	8	90		4,05
3525	63,5	127	42 60 90	700 1450 2300	5062	41000 49800 59000	½ × 1 ½	10	115	drei Inbusschrauben *trois vis à tête six pans creux*	4,90
3535	88,9	127	42 75 90	1000 2150 2600	5062	41000 49800 59000	½ × 1 ½	10	115		6,95
4030	76,2	146	48 75 100	1250 2200 3460	8735	68000 77200 89400	⅝ × 1 ¾	12	170		8,90
4040	101,8	146	48 75 100	1700 3150 4400	8735	68000 77200 89400	⅝ × 1 ¾	12	170		10,20
4545	114,3	162	55 75 100	1840 3000 4500	12430	79600 93000 107700	¾ × 2	14	192		13,20
5050	127,0	177,5	75 100 125	3250 4800 5900	14238	91800 106600 119500	⅞ × 2 ¼	14	271		16,70