Zahnriemenscheiben standard
(ungebohrt oder vorgebohrt)

Poulies dentées standard
(moyeu plein ou pré-alésées)

Ausführungen klassische Zahnriemenscheiben ungebohrt / vorgebohrt
Exécutions des poulies dentées classiques moyeu plein / pré-alésées

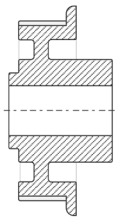

Fig. SF

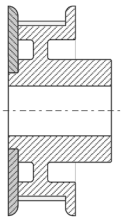

Fig. DF

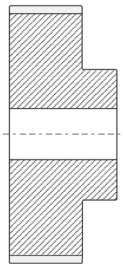

Fig. 6

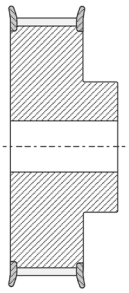

Fig. 6F

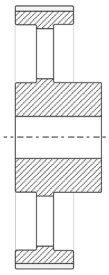

Fig. 6A

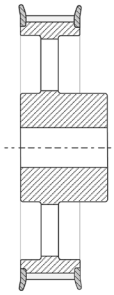

Fig. 6AF

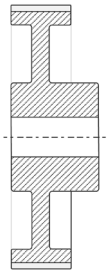

Fig. 6W

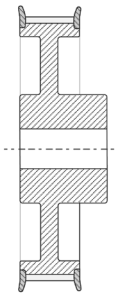

Fig. 6WF

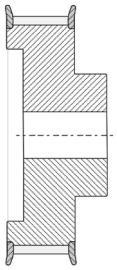

Fig. 6CF

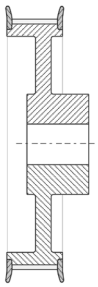

Fig. 6CWF

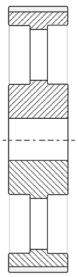

Fig. 10A

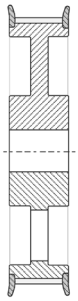

Fig. 10AF

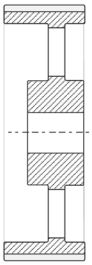

Fig. 11A

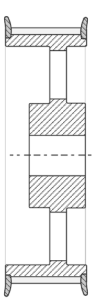

Fig. 11AF

Klassisches Profil / *Profil classique*

ungebohrt / vorgebohrt
moyeu plein / pré-alésées

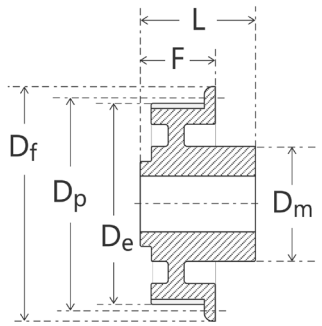

Fig. SF

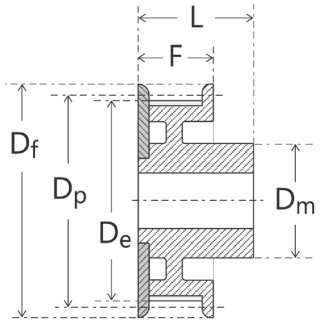

Fig. DF

MXL 025 – Teilung 2/25 " (2,032 mm), Riemenbreite 025 (6,35 mm) | *Pas 2/25 " (2,032 mm), largeur de la courroie 025 (6,35 mm)*

Werkstoff *Matériau*	Typ	Fig.	Zähnezahl *Nombre de dents*	D_f mm	D_p mm	D_e mm	D_m mm	F mm	L mm	Gewicht *Poids* ≈ kg
Lexan	**10 MXL 025**	DF	10	11	6,47	5,97	11	11	17	0,001
	11 MXL 025	DF	11	12	7,11	6,60	11	11	17	0,001
	12 MXL 025	DF	12	12	7,76	7,26	11	11	17	0,001
	14 MXL 025	DF	14	13	9,06	8,56	11	11	17	0,001
	15 MXL 025	DF	15	14	9,70	9,19	11	11	17	0,001
	16 MXL 025	DF	16	15	10,35	9,83	11	11	17	0,002
	18 MXL 025	DF	18	16	11,64	11,12	13	11	17	0,002
	20 MXL 025	DF	20	17	12,94	12,42	13	11	17	0,002
	21 MXL 025	DF	21	18	13,58	13,08	13	11	17	0,002
	22 MXL 025	DF	22	19	14,23	13,72	13	11	17	0,002
	24 MXL 025	DF	24	20	15,52	15,01	13	11	17	0,003
	28 MXL 025	DF	28	22	18,11	17,60	17	11	17	0,004
	30 MXL 025	DF	30	24	19,40	18,90	17	11	17	0,006
	32 MXL 025	DF	32	25	20,70	20,19	17	11	17	0,006
	36 MXL 025	DF	36	28	23,28	22,78	17	11	17	0,007
	40 MXL 025	DF	40	30	25,87	25,37	17	11	17	0,008
	42 MXL 025	DF	42	31	27,17	26,67	17	11	17	0,009
	44 MXL 025	DF	44	33	28,46	27,94	17	11	17	0,010
	48 MXL 025	SF	48	35	31,05	30,53	17	11	17	0,008
	60 MXL 025	SF	60	43	38,81	38,30	17	11	17	0,010
	65 MXL 025	SF	65	46	42,04	41,53	17	11	17	0,011
	72 MXL 025	SF	72	51	46,57	46,05	17	11	17	0,012
	80 MXL 025	SF	80	56	51,74	51,23	17	11	17	0,014
	90 MXL 025	SF	90	63	58,21	57,71	17	11	17	0,016
	100 MXL 025	SF	100	69	64,68	64,16	17	11	17	0,019
	110 MXL 025	SF	110	75	71,15	70,64	17	11	17	0,021
	120 MXL 025	SF	120	82	77,62	77,11	17	11	17	0,024
	130 MXL 025	SF	130	88	84,08	83,57	17	11	17	0,040

Angaben können je nach Hersteller leicht variieren. / *Les données peuvent varier légèrement selon le fabricant.*

Klassisches Profil / *Profil classique*

ungebohrt / vorgebohrt
moyeu plein / pré-alésées

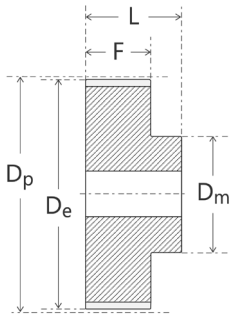

Fig. 6

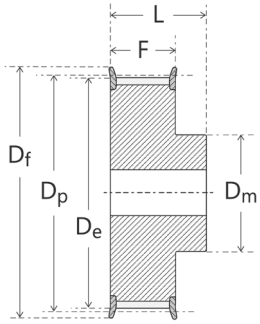

Fig. 6F

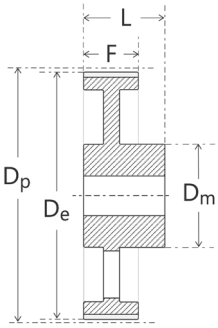

Fig. 6A

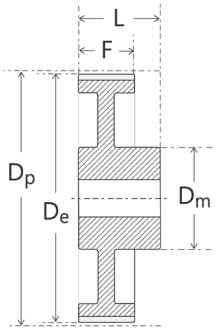

Fig. 6W

XL 037 – Teilung ⅛ " (5,08 mm), Riemenbreite 037 (9,50 mm) | *Pas ⅛ " (5,08 mm), largeur de la courroie 037 (9,50 mm)*

Werkstoff *Matériau*	Typ	Fig.	Zähnezahl *Nombre de dents*	D_f mm	D_p mm	D_e mm	D_m mm	F mm	L mm	Stift-schraube *Vis de blocage*	Gewicht Stahl *Poid acier* ≈ kg	Gewicht Alu *Poid alu* ≈ kg
Stahl / *Acier*	**10 XL 037**	6F	10	23	16,17	15,66	9,5	14,3	20	M3	0,03	–
	11 XL 037 ■	6F	11	23	17,79	17,28	9,5	14,3	20	M3	0,03	0,01
	12 XL 037 ■	6F	12	25	19,40	18,90	10	14,3	20	M3	0,04	0,15
	14 XL 037 ■	6F	14	28	22,64	22,13	15	14,3	20	M4	0,05	0,02
	15 XL 037 ■	6F	15	28	24,26	23,75	15	14,3	20	M4	0,06	0,02
	16 XL 037 ■	6F	16	32	25,87	25,36	16	14,3	20	M4	0,07	0,03
	18 XL 037 ■	6F	18	36	29,11	28,60	20	14,3	20	M4	0,09	0,03
	20 XL 037 ■	6F	20	38	32,34	31,83	23,5	14,3	22	M4	0,12	0,04
	21 XL 037 ■	6F	21	38	33,96	33,45	23,5	14,3	22	M4	0,13	0,05
	22 XL 037 ■	6F	22	41	35,57	35,07	25	14,3	22	M4	0,14	0,05
	24 XL 037 ■	6F	24	44	38,81	38,30	30	14,3	22	M4	0,17	0,06
	26 XL 037 ■	6F	26	48	42,04	41,53	30	14,3	22	M4	0,19	0,07
	28 XL 037 ■	6F	28	51	45,28	44,77	34	14,3	22	M4	0,23	0,08
	30 XL 037 ■	6F	30	54	48,51	48,00	38	14,3	22	M4	0,30	0,10
	32 XL 037	6F	32	57	51,74	51,24	38	14,3	25	M4	0,30	–
Aluminium	**36 XL 037**	6	36	–	58,21	57,70	45	14,3	25	M4	–	0,15
	40 XL 037	6	40	–	64,68	64,17	45	14,3	25	M4	–	0,17
	42 XL 037	6W	42	–	67,91	67,41	45	14,3	25	M4	–	0,19
	44 XL 037	6W	44	–	71,15	70,64	45	14,3	25	M4	–	0,20
	48 XL 037	6W	48	–	77,62	77,11	45	14,3	25	M4	–	0,20
	60 XL 037	6A	60	–	97,02	96,51	45	14,3	25	M4	–	0,24
	72 XL 037	6A	72	–	116,43	115,92	45	14,3	25	M4	–	0,31

■ auch in Aluminium erhältlich / *également disponible en aluminium*

Angaben können je nach Hersteller leicht variieren. / *Les données peuvent varier légèrement selon le fabricant.*

Klassisches Profil / *Profil classique*

ungebohrt / vorgebohrt
moyeu plein / pré-alésées

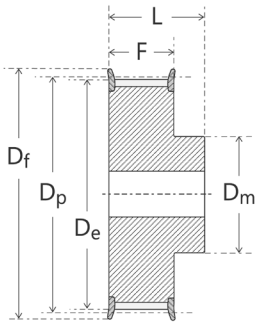

Fig. 6F

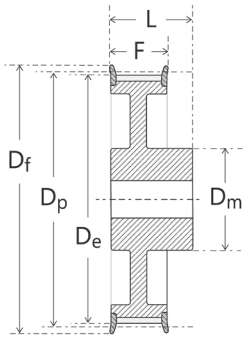

Fig. 6WF

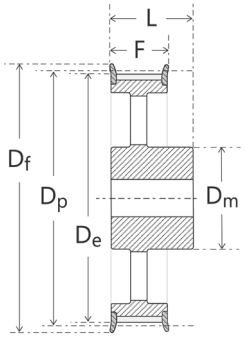

Fig. 6AF

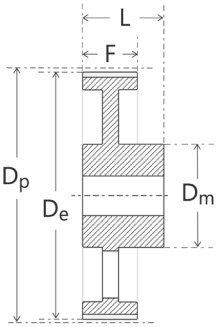

Fig. 6A

L 050 – Teilung ⅜ " (9,525 mm), Riemenbreite 050 (12,70 mm) | *Pas ⅜ " (9,525 mm), largeur de la courroie 050 (12,70 mm)*

Werkstoff *Matériau*	Typ	Fig.	Zähnezahl *Nombre de dents*	D_f mm	D_p mm	D_e mm	D_m mm	F mm	L mm	Gewicht *Poids* ≈ kg
Stahl / *Acier*	**10 L 050**	6F	10	37	30,33	29,56	20	19	28	0,11
	12 L 050	6F	12	43	36,37	35,62	24	19	30	0,17
	13 L 050	6F	13	44	39,41	38,65	28	19	30	0,21
	14 L 050	6F	14	48	42,44	41,68	28	19	30	0,24
	15 L 050	6F	15	51	45,48	44,72	34	19	30	0,29
	16 L 050	6F	16	54	48,51	47,75	36	19	32	0,33
	17 L 050	6F	17	57	51,54	50,78	36	19	32	0,38
	18 L 050	6F	18	60	54,59	53,81	40	19	32	0,44
	19 L 050	6F	19	64	57,61	56,84	40	19	32	0,47
	20 L 050	6F	20	67	60,63	59,88	40	19	32	0,51
	21 L 050	6F	21	70	63,68	62,91	45	19	32	0,60
	22 L 050	6F	22	75	66,70	65,94	45	19	32	0,64
	24 L 050	6F	24	79	72,77	72,00	55	19	32	0,81
	26 L 050	6F	26	86	78,84	78,07	58	19	32	0,94
	28 L 050	6F	28	91	84,89	84,13	58	19	32	1,04
	30 L 050	6F	30	97	90,96	90,20	70	19	32	1,17
	32 L 050	6F	32	102	97,03	96,26	70	19	32	1,41
	36 L 050	6WF	36	115	109,14	108,39	70	19	32	1,70
	40 L 050	6WF	40	128	121,29	120,51	70	19	32	2,03
	44 L 050	6AF	44	142	133,40	132,64	70	19	32	2,38
	48 L 050	6AF	48	150	145,54	144,77	70	19	32	2,78
Guss / *Fonte*	**60 L 050**	6A	60	–	181,92	181,15	75	19	42	2,41
	72 L 050	6A	72	–	218,29	217,53	75	19	42	2,82
	84 L 050	6A	84	–	254,69	253,92	75	19	42	3,08

Angaben können je nach Hersteller leicht variieren. / *Les données peuvent varier légèrement selon le fabricant.*

Klassisches Profil / *Profil classique*

ungebohrt / vorgebohrt
moyeu plein / pré-alésées

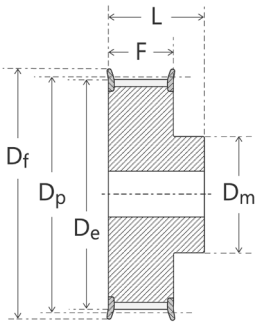

Fig. 6F

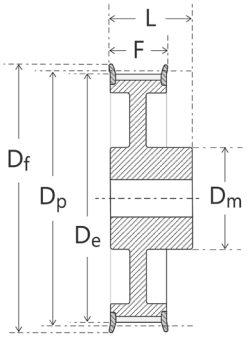

Fig. 6WF

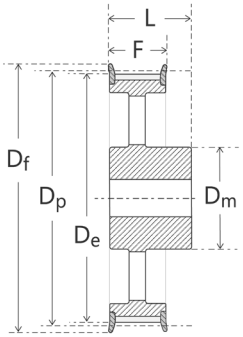

Fig. 6AF

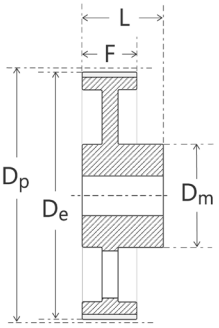

Fig. 6A

L 075 – Teilung ⅜ " (9,525 mm), Riemenbreite 075 (19,10 mm) | *Pas ⅜ " (9,525 mm), largeur de la courroie 075 (19,10 mm)*

Werkstoff *Matériau*	Typ	Fig.	Zähnezahl *Nombre de dents*	D_f mm	D_p mm	D_e mm	D_m mm	F mm	L mm	Gewicht *Poids* ≈ kg
Stahl / *Acier*	**10 L 075**	6F	10	37	30,33	29,56	20	25,4	38	0,14
	12 L 075	6F	12	43	36,37	35,62	24	25,4	38	0,22
	13 L 075	6F	13	44	39,41	38,65	28	25,4	38	0,26
	14 L 075	6F	14	48	42,44	41,68	28	25,4	38	0,30
	15 L 075	6F	15	51	45,48	44,72	34	25,4	38	0,37
	16 L 075	6F	16	54	48,51	47,75	36	25,4	38	0,43
	17 L 075	6F	17	57	51,54	50,78	36	25,4	38	0,46
	18 L 075	6F	18	60	54,59	53,81	40	25,4	38	0,54
	19 L 075	6F	19	64	57,61	56,84	40	25,4	38	0,58
	20 L 075	6F	20	67	60,63	59,88	40	25,4	38	0,64
	21 L 075	6F	21	70	63,68	62,91	45	25,4	38	0,71
	22 L 075	6F	22	75	66,70	65,94	45	25,4	38	0,79
	24 L 075	6F	24	79	72,77	72,00	55	25,4	38	1,00
	26 L 075	6F	26	86	78,84	78,07	58	25,4	38	1,16
	28 L 075	6F	28	91	84,89	84,13	58	25,4	38	1,30
	30 L 075	6F	30	97	90,96	90,20	70	25,4	38	1,47
	32 L 075	6F	32	102	97,03	96,26	70	25,4	38	1,75
	36 L 075	6WF	36	115	109,14	108,39	70	25,4	38	2,14
	40 L 075	6WF	40	128	121,29	120,51	70	25,4	38	2,56
	44 L 075	6AF	44	142	133,40	132,64	70	25,4	38	3,02
	48 L 075	6AF	48	150	145,54	144,77	70	25,4	38	3,57
Guss / *Fonte*	**60 L 075**	6A	60	–	181,92	181,15	75	25,4	45	2,70
	72 L 075	6A	72	–	218,29	217,53	75	25,4	45	3,19
	84 L 075	6A	84	–	254,69	253,92	75	25,4	45	3,64

Angaben können je nach Hersteller leicht variieren. / *Les données peuvent varier légèrement selon le fabricant.*

Klassisches Profil / *Profil classique*

ungebohrt / vorgebohrt
moyeu plein / pré-alésées

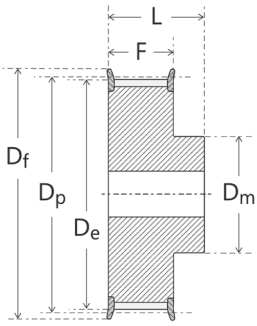

Fig. 6F

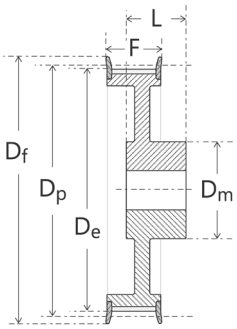

Fig. 6CWF

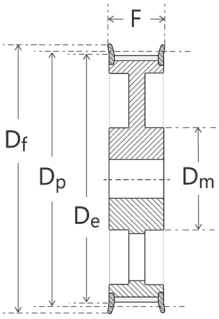

Fig. 10AF

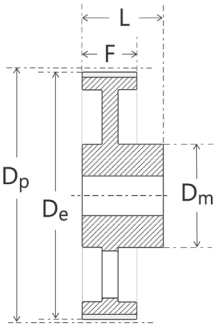

Fig. 6A

L 100 – Teilung ⅜ " (9,525 mm), Riemenbreite 100 (25,40 mm) | *Pas ⅜ " (9,525 mm), largeur de la courroie 100 (25,40 mm)*

Werkstoff *Matériau*	Typ	Fig.	Zähnezahl *Nombre de dents*	D_f mm	D_p mm	D_e mm	D_m mm	F mm	L mm	Gewicht *Poids* ≈ kg
Stahl / *Acier*	**10 L 100**	6F	10	37	30,33	29,56	20	31,8	45	0,17
	12 L 100	6F	12	43	36,37	35,62	24	31,8	45	0,26
	13 L 100	6F	13	44	39,41	38,65	28	31,8	45	0,32
	14 L 100	6F	14	48	42,44	41,68	28	31,8	45	0,35
	15 L 100	6F	15	51	45,48	44,72	34	31,8	45	0,43
	16 L 100	6F	16	54	48,51	47,75	36	31,8	45	0,50
	17 L 100	6F	17	57	51,54	50,78	36	31,8	45	0,56
	18 L 100	6F	18	60	54,59	53,81	40	31,8	45	0,64
	19 L 100	6F	19	64	57,61	56,84	40	31,8	45	0,70
	20 L 100	6F	20	67	60,63	59,88	40	31,8	45	0,77
	21 L 100	6F	21	70	63,68	62,91	45	31,8	45	0,88
	22 L 100	6F	22	75	66,70	65,94	45	31,8	45	0,95
	24 L 100	6F	24	79	72,77	72,00	55	31,8	45	1,18
	26 L 100	6F	26	86	78,84	78,07	58	31,8	45	1,40
	28 L 100	6F	28	91	84,89	84,13	58	31,8	45	1,58
	30 L 100	6F	30	97	90,96	90,20	70	31,8	45	1,78
	32 L 100	6F	32	102	97,03	96,26	70	31,8	45	2,11
	36 L 100	6CWF	36	115	109,14	108,39	70	31,8	45	2,59
	40 L 100	6CWF	40	128	121,29	120,51	70	31,8	45	3,13
	44 L 100	6F	44	142	133,40	132,64	70	31,8	45	3,72
	48 L 100	10AF	48	150	145,54	144,77	70	31,8	30	4,38
Guss / *Fonte*	**60 L 100**	6A	60	–	181,92	181,15	75	31,8	35	3,11
	72 L 100	6A	72	–	218,29	217,53	75	31,8	35	3,65
	84 L 100	6A	84	–	254,69	253,92	75	31,8	35	4,12

Angaben können je nach Hersteller leicht variieren. / *Les données peuvent varier légèrement selon le fabricant.*

Klassisches Profil / *Profil classique*

ungebohrt / vorgebohrt
moyeu plein / pré-alésées

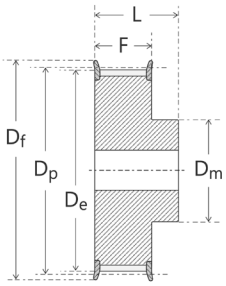

Fig. 6F

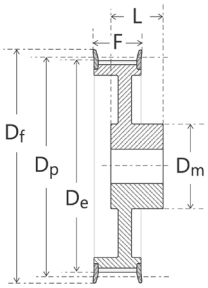

Fig. 6CWF

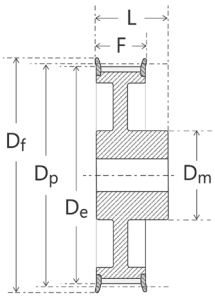

Fig. 6WF

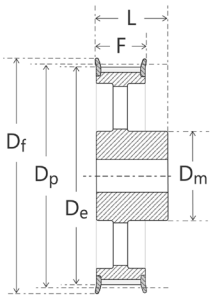

Fig. 6AF

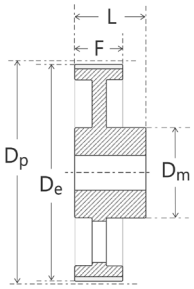

Fig. 6A

H 100 – Teilung ½ " (12,70 mm), Riemenbreite 100 (25,40 mm) | *Pas ½ " (12,70 mm), largeur de la courroie 100 (25,40 mm)*

Werkstoff *Matériau*	Typ	Fig.	Zähnezahl *Nombre de dents*	D_f mm	D_p mm	D_e mm	D_m mm	F mm	L mm	Gewicht *Poids* ≈ kg
Stahl / *Acier*	**14 H 100**	6F	14	64	56,59	55,22	42	31,8	45	0,65
	16 H 100	6F	16	70	64,67	63,31	45	31,8	45	0,87
	18 H 100	6F	18	79	72,77	71,39	55	31,8	45	1,16
	19 H 100	6F	19	83	76,81	75,44	60	31,8	45	1,30
	20 H 100	6F	20	87	80,85	79,48	62	31,8	45	1,44
	21 H 100	6F	21	91	84,89	83,52	65	31,8	45	1,60
	22 H 100	6F	22	94	88,93	87,56	68	31,8	45	1,76
	24 H 100	6F	24	102	97,03	95,65	72	31,8	45	2,09
	26 H 100	6CWF	26	112	105,11	103,73	80	31,8	45	2,49
	28 H 100	6CWF	28	120	113,18	111,82	80	31,8	45	2,83
	30 H 100	6CWF	30	128	121,29	119,90	80	31,8	45	3,19
	32 H 100	6F	32	135	129,30	127,99	80	31,8	45	3,57
	36 H 100	6WF	36	150	145,54	144,16	80	31,8	45	4,44
	40 H 100	6AF	40	168	161,70	160,33	80	31,8	45	5,39
Guss / *Fonte*	**44 H 100**	6AF	44	184	177,88	176,50	80	31,8	50	3,37
	48 H 100	6AF	48	200	194,03	192,67	90	31,8	50	4,10
	60 H 100	6A	60	–	242,55	241,18	90	31,8	50	5,30
	72 H 100	6A	72	–	291,06	289,69	120	31,8	55	7,47
	84 H 100	6A	84	–	339,57	338,20	120	31,8	55	8,52
	96 H 100	6A	96	–	388,09	386,71	120	31,8	60	10,25
	120 H 100	6A	120	–	485,12	483,73	120	31,8	60	13,09

Angaben können je nach Hersteller leicht variieren. / *Les données peuvent varier légèrement selon le fabricant.*

Klassisches Profil / *Profil classique*

ungebohrt / vorgebohrt
moyeu plein / pré-alésées

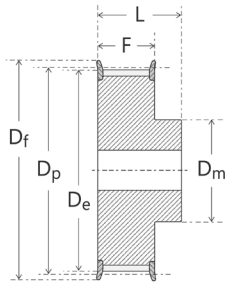

Fig. 6F

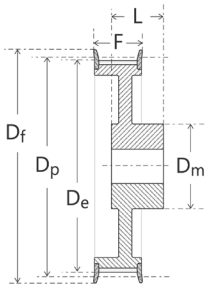

Fig. 6CWF

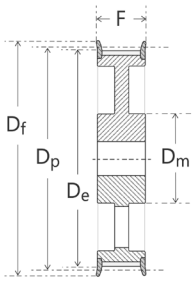

Fig. 10AF

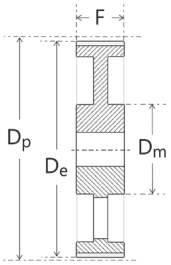

Fig. 10A

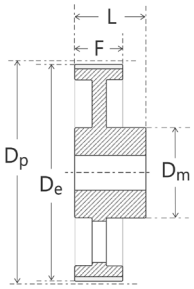

Fig. 6A

H 150 – Teilung ½ " (12,70 mm), Riemenbreite 150 (38,10 mm) | *Pas ½ " (12,70 mm), largeur de la courroie 150 (38,10 mm)*

Werkstoff *Matériau*	Typ	Fig.	Zähnezahl *Nombre de dents*	D_f mm	D_p mm	D_e mm	D_m mm	F mm	L mm	Gewicht *Poids* ≈ kg
Stahl / *Acier*	**14 H 150**	6F	14	64	56,59	55,22	42	46	58	0,81
	16 H 150	6F	16	70	64,67	63,31	45	46	58	1,11
	18 H 150	6F	18	79	72,77	71,39	55	46	58	1,48
	19 H 150	6F	19	83	76,81	75,44	60	46	58	1,68
	20 H 150	6F	20	87	80,85	79,48	62	46	58	1,88
	21 H 150	6F	21	91	84,89	83,52	65	46	58	2,08
	22 H 150	6F	22	94	88,93	87,56	68	46	58	2,30
	24 H 150	6F	24	102	97,03	95,65	72	46	58	2,75
	26 H 150	6CWF	26	112	105,11	103,73	80	46	58	3,29
	28 H 150	6CWF	28	120	113,18	111,82	80	46	58	3,78
	30 H 150	6CWF	30	128	121,29	119,90	80	46	58	4,29
	32 H 150	6CWF	32	135	129,30	127,99	80	46	58	4,86
	36 H 150	6CWF	36	150	145,54	144,16	80	46	58	6,09
	40 H 150	10AF	40	168	161,70	160,33	80	46	58	7,46
Guss / *Fonte*	**44 H 150**	10AF	44	184	177,88	176,50	80	46	58	4,29
	48 H 150	10AF	48	200	194,03	192,67	90	46	65	5,41
	60 H 150	10A	60	–	242,55	241,18	90	46	65	7,08
	72 H 150	10A	72	–	291,06	289,69	120	46	65	9,70
	84 H 150	10A	84	–	339,57	338,20	120	46	65	10,99
	96 H 150	10A	96	–	388,09	386,71	120	46	65	12,24
	120 H 150	6A	120	–	485,12	483,73	120	46	65	16,17

Angaben können je nach Hersteller leicht variieren. / *Les données peuvent varier légèrement selon le fabricant.*

Klassisches Profil / *Profil classique*

ungebohrt / vorgebohrt
moyeu plein / pré-alésées

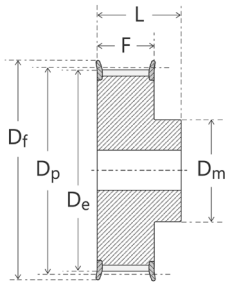

Fig. 6F

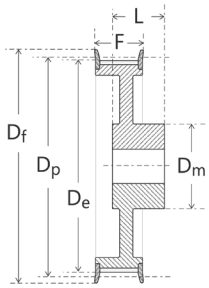

Fig. 6CWF

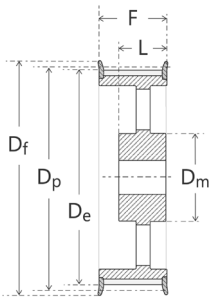

Fig. 11AF

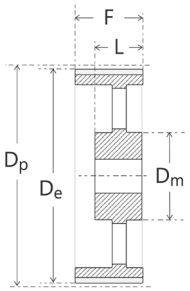

Fig. 11A

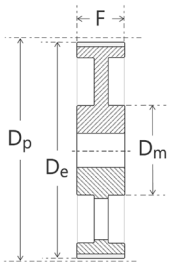

Fig. 10A

H 200 – Teilung ½ „ (12,70 mm), Riemenbreite 200 (50,80 mm) | *Pas ½ „ (12,70 mm), largeur de la courroie 200 (50,80 mm)*

Werkstoff *Matériau*	Typ	Fig.	Zähnezahl *Nombre de dents*	D_f mm	D_p mm	D_e mm	D_m mm	F mm	L mm	Gewicht *Poids* ≈ kg
Stahl / *Acier*	**14 H 200**	6F	14	64	56,59	55,22	42	58,7	70	1,10
	15 H 200	6F	15	66,5	60,64	59,27	45	58,7	70	1,33
	16 H 200	6F	16	70	64,67	63,31	45	58,7	70	1,54
	18 H 200	6F	18	79	72,77	71,39	55	58,7	70	1,95
	19 H 200	6F	19	83	76,81	75,44	60	58,7	70	2,20
	20 H 200	6F	20	87	80,85	79,48	62	58,7	70	2,44
	21 H 200	6F	21	91	84,89	83,52	65	58,7	70	2,70
	22 H 200	6F	22	94	88,93	87,56	68	58,7	70	2,97
	24 H 200	6F	24	102	97,03	95,65	72	58,7	70	3,56
	25 H 200	6F	25	106	101,06	99,69	72	58,7	70	3,81
	26 H 200	6CWF	26	112	105,11	103,73	80	58,7	70	4,18
	28 H 200	6CWF	28	120	113,18	111,82	80	58,7	70	4,81
	30 H 200	6CWF	30	128	121,29	119,90	80	58,7	70	5,47
	32 H 200	6CWF	32	135	129,30	127,99	80	58,7	70	6,17
	36 H 200	6CWF	36	150	145,54	144,16	80	58,7	70	7,75
	40 H 200	11AF	40	168	161,70	160,33	80	58,7	70	9,50
Guss / *Fonte*	**44 H 200**	11AF	44	184	177,88	176,50	80	58,7	70	5,14
	48 H 200	11AF	48	200	194,03	192,67	90	58,7	75	6,29
	60 H 200	11A	60	–	242,55	241,18	90	58,7	75	8,25
	72 H 200	11A	72	–	291,06	289,69	120	58,7	75	11,09
	84 H 200	11A	84	–	339,57	338,20	120	58,7	75	12,63
	96 H 200	11A	96	–	388,09	386,71	120	58,7	75	14,51
	120 H 200	10A	120	–	485,12	483,73	120	58,7	75	19,15

Angaben können je nach Hersteller leicht variieren. / *Les données peuvent varier légèrement selon le fabricant.*

Klassisches Profil / *Profil classique*

ungebohrt / vorgebohrt
moyeu plein / pré-alésées

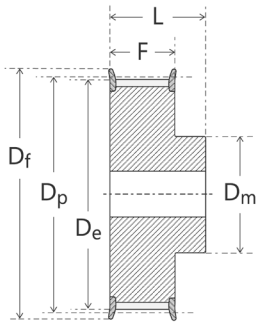

Fig. 6F

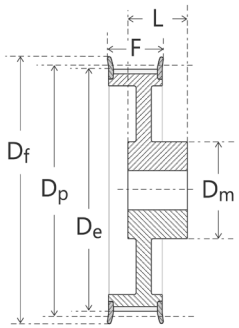

Fig. 6CWF

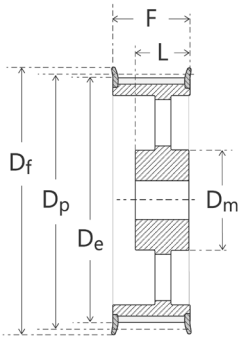

Fig. 11AF

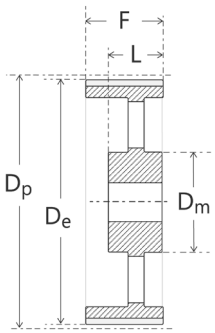

Fig. 11A

H 300 – Teilung ½ „ (12,70 mm), Riemenbreite 300 (76,20 mm) | *Pas ½ „ (12,70 mm), largeur de la courroie 300 (76,20 mm)*

Werkstoff *Matériau*	Typ	Fig.	Zähnezahl *Nombre de dents*	D_f mm	D_p mm	D_e mm	D_m mm	F mm	L mm	Gewicht *Poids* ≈ kg
Stahl / *Acier*	**16 H 300**	6F	16	70	64,67	63,31	45	85,7	100	2,16
	18 H 300	6F	18	79	72,77	71,39	55	85,7	100	2,80
	19 H 300	6F	19	83	76,81	75,44	60	85,7	100	3,16
	20 H 300	6F	20	87	80,85	79,48	62	85,7	100	3,50
	21 H 300	6F	21	91	84,89	83,52	65	85,7	100	3,87
	22 H 300	6F	22	94	88,93	87,56	68	85,7	100	4,26
	24 H 300	6F	24	102	97,03	95,65	72	85,7	100	5,08
	26 H 300	6CWF	26	112	105,11	103,73	80	85,7	100	6,01
	28 H 300	6CWF	28	120	113,18	111,82	80	85,7	100	6,91
	30 H 300	6CWF	30	128	121,29	119,90	80	85,7	100	7,90
	32 H 300	6F	32	135	129,30	127,99	80	85,7	100	8,92
	36 H 300	6CWF	36	150	145,54	144,16	80	85,7	100	11,24
	40 H 300	11AF	40	168	161,70	160,33	80	85,7	100	13,80
Guss / *Fonte*	**44 H 300**	11AF	44	184	177,88	176,50	80	85,7	100	7,22
	48 H 300	11AF	48	200	194,03	192,67	90	85,7	100	8,60
	60 H 300	11A	60	–	242,55	241,18	90	85,7	100	10,53
	72 H 300	11A	72	–	291,06	289,69	120	85,7	100	15,07
	84 H 300	11A	84	–	339,57	338,20	120	85,7	100	16,97
	96 H 300	11A	96	–	388,09	386,71	120	85,7	100	19,86
	120 H 300	11A	120	–	485,12	483,73	120	85,7	100	25,91

Angaben können je nach Hersteller leicht variieren. / *Les données peuvent varier légèrement selon le fabricant.*